





Articulation Homework












Created By: Chelsea Tatum, MA,
CCC-SLP

Sunday	Monday	Tuesday	Wednesday	Thursday	Friday	Saturday
<p>This month, I am working on these sounds:</p> <hr/>			<p>1 Make a list of words that have your speech sound and hang them on your fridge.</p>	<p>2 Practice saying the phrase using your good speech 3 times: <i>April showers bring May flowers.</i></p>	<p>3 Go to a library (or your bookshelf) Pick out a book that has your sound in the name.</p>	<p>4 Passover begins. Name two things we might find on the dinner table during Easter or Passover dinner.</p>
<p>Happy Easter!</p> 	<p>6 What is your favorite memory from Passover or Easter? Be sure to use your sound in the answer.</p>	<p>7 Play tic-tac-toe with your speech words from your list written in the squares.</p>	<p>8 Draw a picture of three things that you eat with your speech sound.</p>	<p>9 Add 4 words to your word list! Say each word 3 times each.</p>	<p>10 Draw a picture of 3 things you see outside with your sound.</p>	<p>11 Name three animals you might see in the spring with your speech sound.</p>
<p>12 Describe how spring weather is different from winter weather. Be sure to use your sound.</p>	<p>13 Name 2 things you might do when it's raining using your sound.</p>	<p>14 Look up in the sky! Do you see anything that has your sound?</p>	<p>15 Tax day! Count as high as you can using good speech. Older children, count money!</p>	<p>16 Name three things you enjoy doing outside with your speech sound.</p>	<p>17 Add 5 words to your list! Say them 3 times each in a word or sentence.</p>	<p>18 Find a movie title that contains your speech sound. Watch it. 😊</p>

<p>19 Make up 3 silly sentences with a word on your list. Say them in a silly voice!</p>	<p>20 Draw a rainbow and write 3 of your words underneath it.</p>	<p>21 How is rain helpful to plants and flowers in the spring? Be sure to use your speech sound.</p>	<p>22 Draw something with your sound that we would wear OUTSIDE in the spring.</p>	<p>23 Add 5 words to your word list! Say each word 3 times each.</p>	<p>24 Hunt for pictures in a book that have your sound; say them 4 times each.</p>	<p>25 Name three things you could find at the park with your sound.</p>
<p>26 Pick out a food to make with a parent that has your speech sound.</p>	<p>27 Tell a Story Day: Tell or read a story using your good speech.</p>	<p>28 Draw 3 things with your speech sound that are BLUE.</p>	<p>29 Play a board game & say words/sentences from your list.</p>	<p>30 <i>Lights off!</i> Get flashlights, point at object, name the object. Older kids: "I spy with my little eye..."</p>		



Language Calendar

<p>Count all the chairs in the kitchen and in the living room; compare to see which room has more or less</p>	<p>When playing with toys, practice using descriptive words such as <i>smooth</i>, <i>rough</i>, <i>bumpy</i>, etc.</p>	<p>Draw pictures of faces displaying different emotions such as <i>happy</i>, <i>sad</i>, <i>mad</i>, etc.</p> 	<p>Name five different things that have wheels</p> 	<p>Eat a bowl of cereal; talk about each step and the items needed</p> 
<p>Using multiple sticks, crayons or pencils, form letters of the alphabet; talk about how many pencils you need for each letter</p>	<p>Go for a walk; talk about things you see using words such as <i>big</i>, <i>little</i>, <i>tall</i>, <i>short</i>, etc.</p> 	<p>Help clean the floors; talk about the items needed such as a <i>vacuum</i>, <i>broom</i>, <i>dust pan</i>, <i>mop</i>, etc.</p> 	<p>Use blocks to make various shapes such as <i>square</i>, <i>rectangle</i>, <i>triangle</i>, etc.</p> 	<p>Play with dice, roll them, count the dots and talk about who has more or less</p>
<p>When you are in the bathtub label ten different body parts</p> 	<p>Look at family photographs and label all the people in the picture; use words such as <i> aunt</i>, <i>uncle</i>, <i>cousin</i>, etc.</p>	<p>Find five things that start with the letter <i>b</i></p> 	<p>When driving in the car, look for things that are blue, label them</p>	<p>Go grocery shopping, label the different departments such as <i>deli</i>, <i>produce</i>, <i>dairy</i>, etc.</p>
<p>Play a board game; talk about what you will do on your turn</p> 	<p>Make Kool-Aid; look at moogcenter.org for language ideas</p>	<p>Visit the fire station, label the equipment and tools the fire fighter uses</p>	<p>Go to the library and read a book about animals</p> 	<p>Practice catching, licking, throwing and rolling a ball; talk about what you will do</p> 
<p>Using your finger, write various letters in shaving cream or sand</p>	<p>When cleaning up your toys, sort them by kind, talk about why they are the same or different</p>	